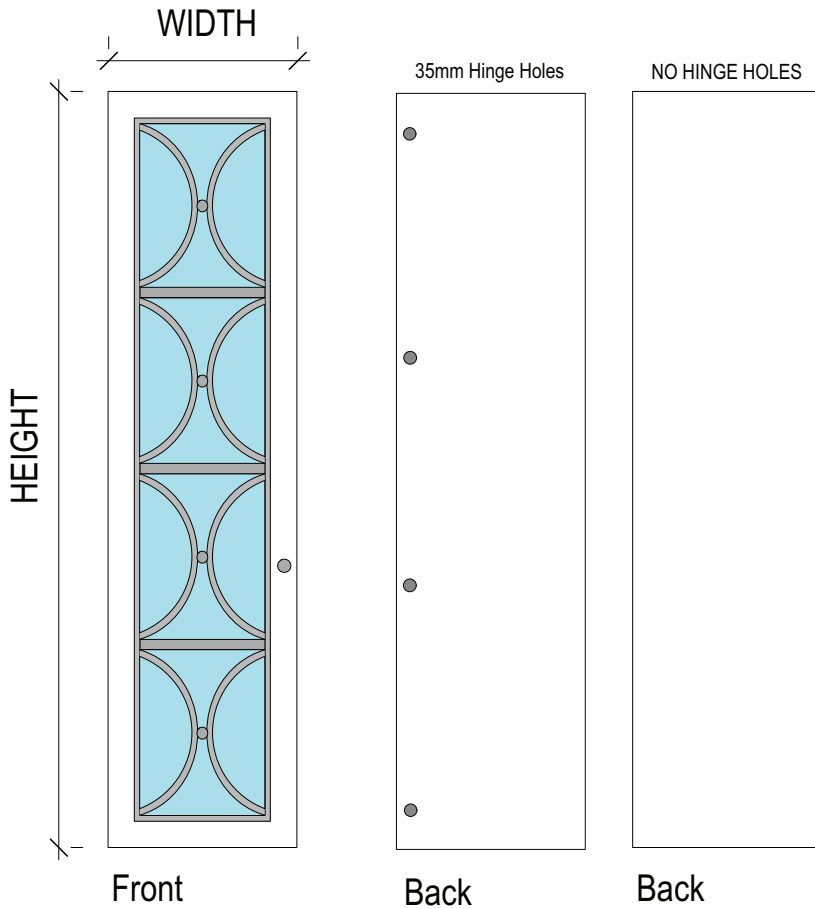


JUSTWARDROBEDOORS

MEASURING A DOOR



Select STANDARD SIZES or MADE TO MEASURE

STANDARD SIZES

Select the sizes from the drop down box, we will take off 4mm on the width and 6mm from the height to allow for door gaps.

Then select whether you require HINGE HOLES or not - see the various hinge options below.

Order hinges if required or you can supply your own.

MADE TO MEASURE

Submit you sizes and we will reply with a costing within 24 hours.

We require the WIDTH and HEIGHT of the actual size you require with all door gap allowances made.

We reccomend each door is reduced by 4mm on the height and width to allow a sensible door gap.

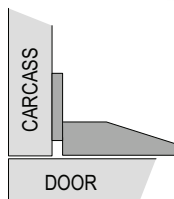
HELP

Email a picture to:
help@justwardrobedoors.co.uk
if you need any assistance measuring

CHOOSING YOUR HINGE

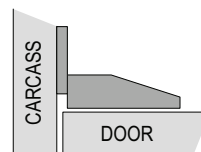

STAGE TWO

Select hinge holes at ordering in you require INSET or LAY ON



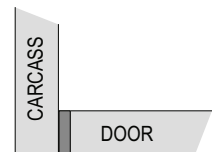
Select hinge holes at ordering

LAY ON



Select hinge holes at ordering

INSET



Select NO hinge holes at ordering

INSET Butt Traditional

Our recommended hinges are available from the ON LINE shop.

Or you can use your own selection or ones that your fitter feels are appropriate for your installation.

Doors can be fitted as LAY ON or INSET, just select the hinge in the SHOP if you would like us to supply.
If you are using concealed hinges then just choose this option at ordering and we will supply each door with 4 hinge holes.
As a standard no hinge holes are drilled to allow you to fit your own hinges appropriate for your project.